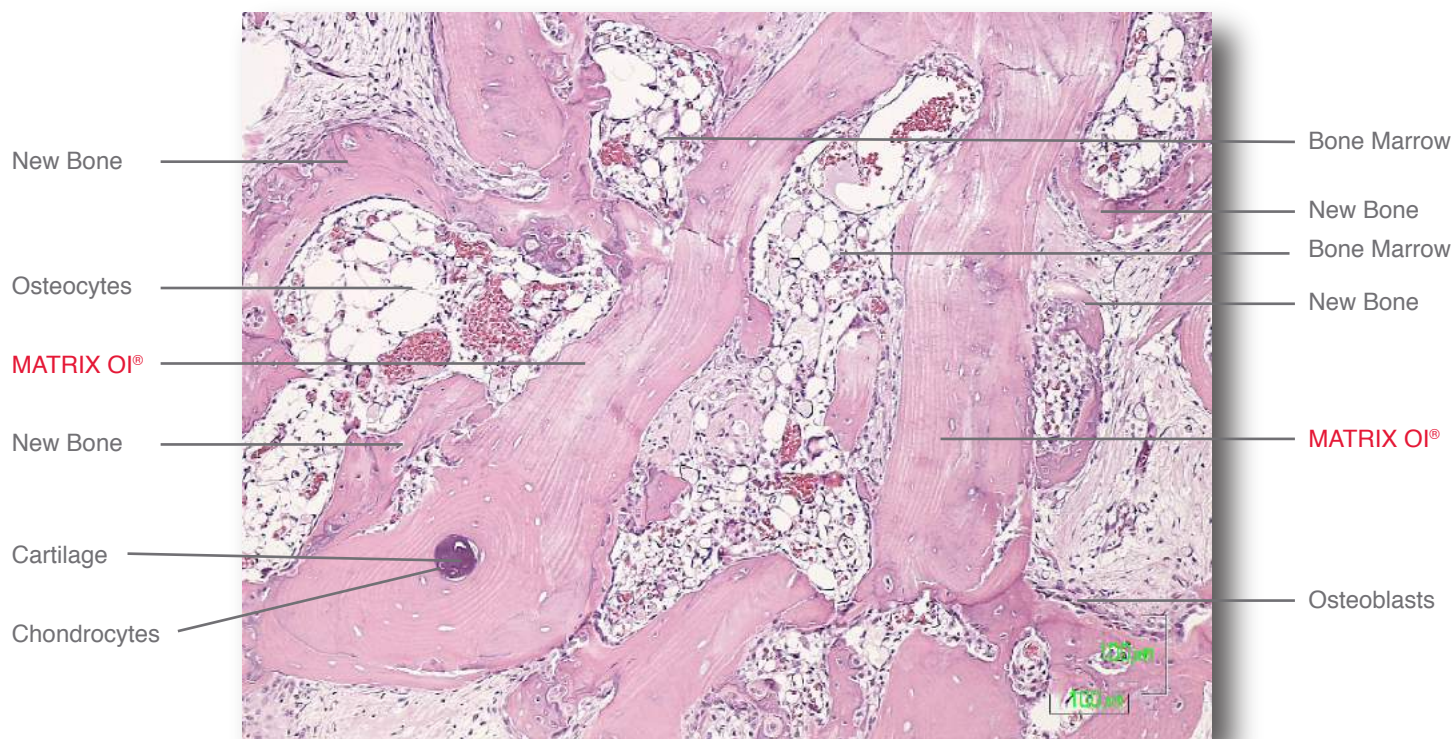


Matrix OI[®]

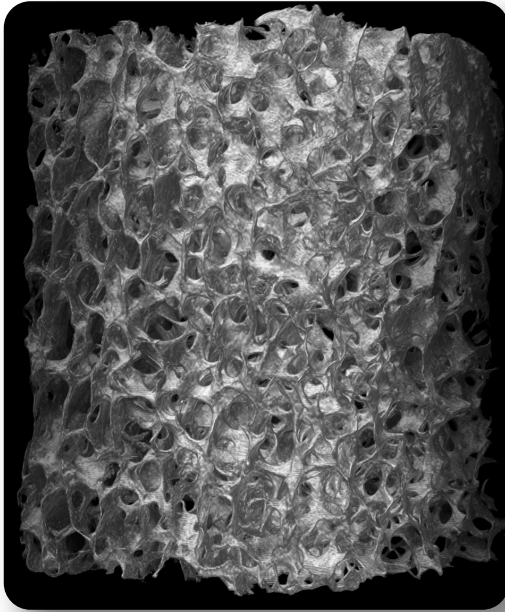
Fusion Matters

Matrix OI[®] is a compressible Stem Cell Containment[™] matrix derived from 100% human bone.



Matrix OI[®] Histology

Each lot of Matrix OI[®] is tested for osteoinductivity post sterilization in-vivo for 28 days in an athymic rat to ensure the presence of bone morphogenic proteins. BMP's promote mesenchymal (BMA) cells to differentiate into chondrocytes and osteoblasts that lead to bone formation. Preserved native BMP's provide for an unparalleled osteoactive grafting material.




Matrix OI® Micro CT Scan

Matrix OI® is processed using CellRight Technologies® next-generation proprietary processing method that maintains the interconnected structure of trabecular bone in a manner that preserves native bone morphogenic proteins. It allows the clinician to hydrate it with the patient's own stem cells, BMA, growth factors, PRP, or with an antibiotic solution.

Matrix OI® is indicated for homologous use in cervical and lumbar spine, scoliosis, lateral gutters, orthopedics, bone voids, recon, CMF, non-unions, foot and ankle, and dental procedures. When hydrated, Matrix OI® is a compressible scaffold that will contour with the defect.

SUPERIOR CHARACTERISTICS
Osteoinductive - each lot is in-vivo tested
Osteoconductive
Sterile - sterility assurance level of 10 ⁻⁶
Five-year shelf life
Ambient storage and shipping temperatures
Resists migration
Hydrates in minutes
Available in custom sizes




MATRIX OI® - STRIP

Sizes available
 50 x 20 x 7 mm
 50 x 10 x 7 mm
 26 x 19 x 7 mm

Other sizes available upon request

MATRIX OI® - FILLER

Sizes available
 2.5 cc
 5 cc
 10 cc
 15 cc



MATRIX OI® - BLOCK

Sizes available
 10 mm³
 12 mm³
 14 mm³



CELLRIGHT
 TECHNOLOGIES

1808 Universal City Blvd.
 Universal City, Texas 78148
 Tel: 210.659.9353
 Fax: 210.659.9556

www.cellrighttechnologies.com